

CE-426-A(B)



CE-426-B(B)



CE-426-D(B)



CE-426-E(B)



CE-426-F(B)



CE-426-G(B)



CE-426-K(B)



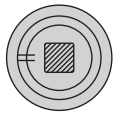
CE-426-Y(B)



機械鎖

凸四角8m/m

A



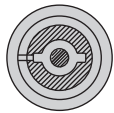
凸三角7m/m

B



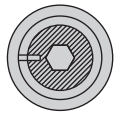
變凹型5m/m

D



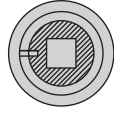
凹六角8m/m

E



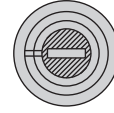
凹四角8m/m

F



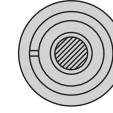
一字型

G



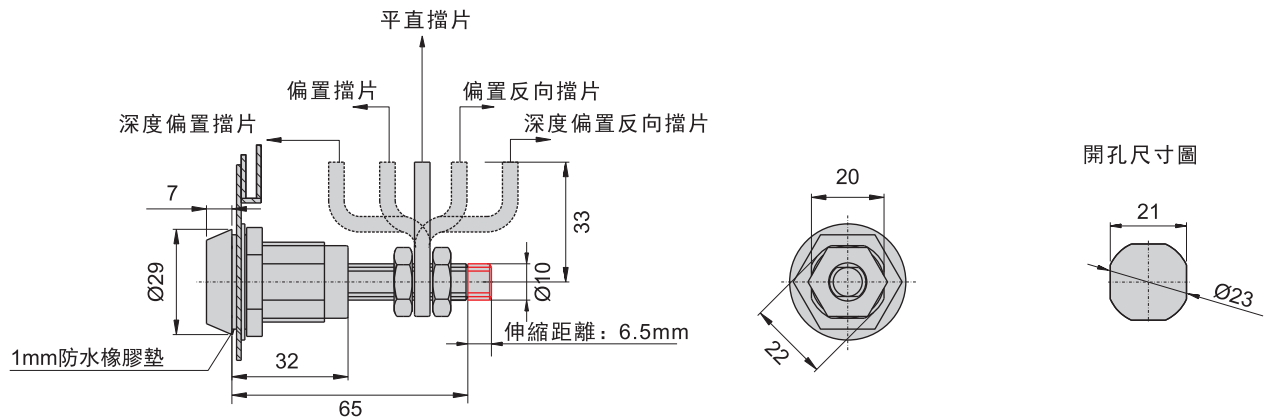
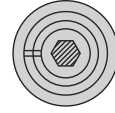
空心8m/m

K

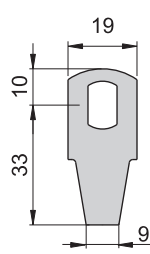
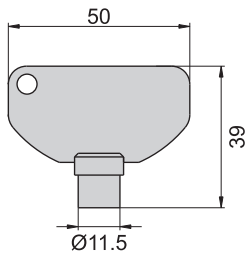


凸六角8m/m

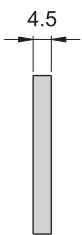
Y



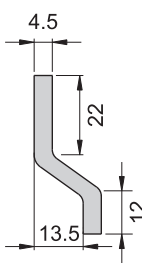
E3-5-15 (CE-426-K用鑰匙)



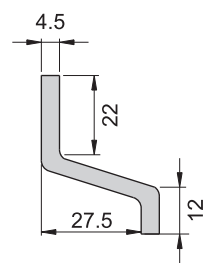
E33-1



E33-2



E33-3



材 質	鋅合金(ZDC)
表面處理	(S) 鍍鉻-光面 (B) 砂面-黑色耐刮面
特 徵	擋片可自由調整至關門迫緊時適當之鬆緊程度。
備 註	鑰匙C-406-H (長), C-406-H-2 (短), 詳見P027。 CE-426-K鑰匙---E3-5-15 鑰匙需另外購買。