

JKA-350-A(S)

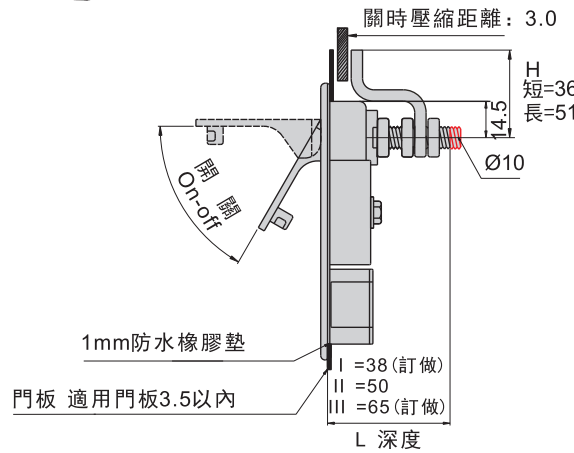
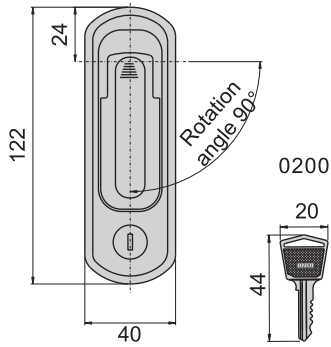
JKA-350-A(B)

JKA-350-1-B(B)

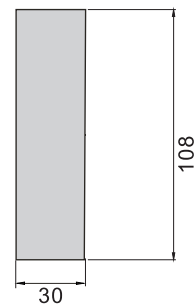
JKA-350-1-B(S)



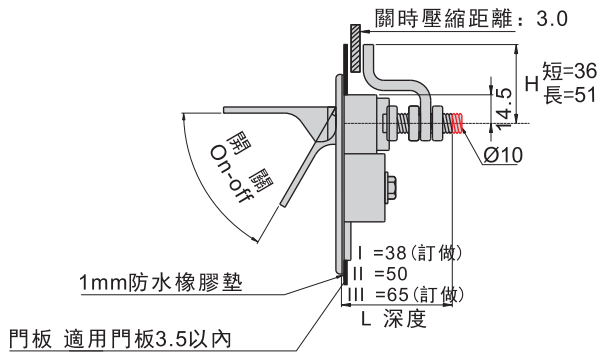
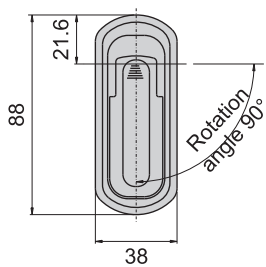
JKA-350-A



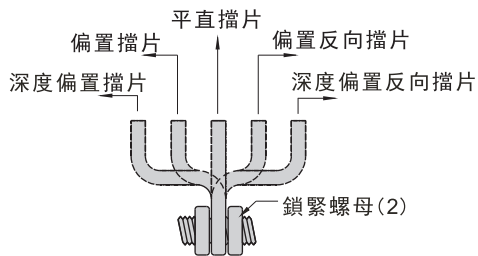
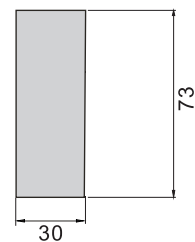
開孔尺寸圖



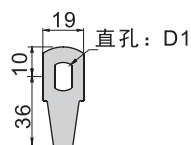
JKA-350-1-B



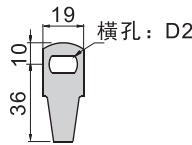
開孔尺寸圖



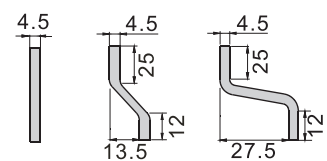
直孔--左右勾 (D1-36)



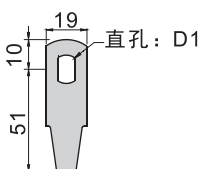
橫孔--上勾 (D2-36)



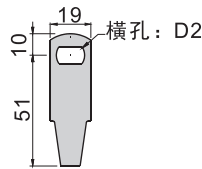
D1-36-1 D1-36-2 D1-36-3
D2-36-1S D2-36-2S D2-36-3S



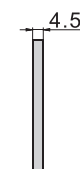
直孔--左右勾 (D1-51)



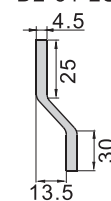
橫孔--上勾 (D2-51)



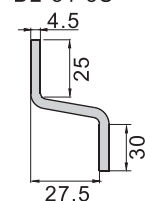
D1-51-1 D2-51-1S



D1-51-2 D2-51-2S



D1-51-3 D2-51-3S



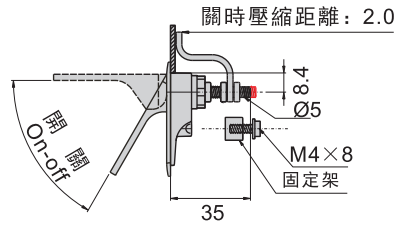
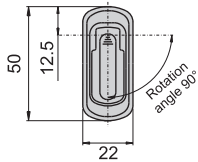
JKA-350-3-B(P)

JKA-350-3-B(S)



材 質	鋅合金(ZDC)
表面處理	(S) 鍍鉻-光面, (P) 砂面黑色耐刮面
特 徵	防水型
適用門扇	JKA-350-A---300×500
	JKA-350-1-B---250×400
	JKA-350-3-B---150×150

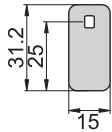
JKA-350-3-B



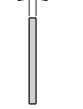
開孔尺寸圖



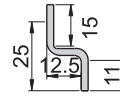
配件



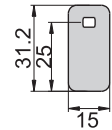
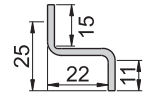
D1-25-1S



D1-25-2S



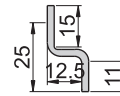
D1-25-3S



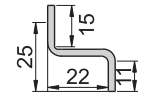
D2-25-1S



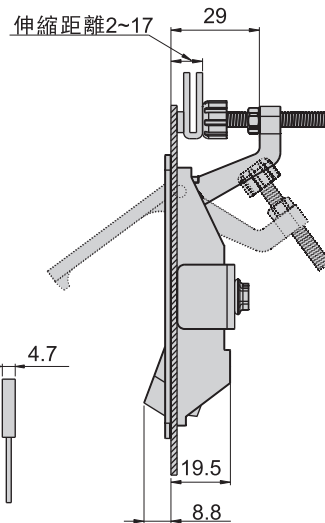
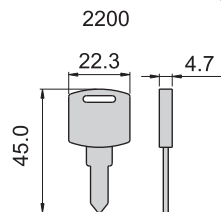
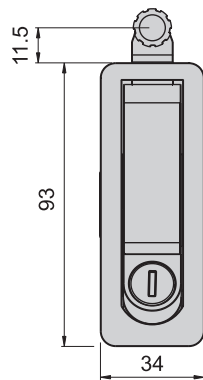
D2-25-2S



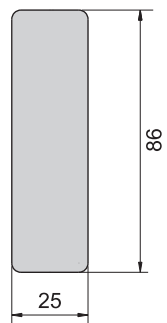
D2-25-3S



JKA-370-3



開孔尺寸圖



材 質	鋅合金(ZDC)
表面處理	電著塗裝黑色
特 征	壓縮式